

# 4 questions to ask when evaluating cracked teeth

Is the tooth painful to pressure ?

Where is the crack ?

What is the patient's occlusion like ?

What is the patient's risk tolerance ?

# 4 questions to ask when evaluating cracked teeth

Is the tooth painful to pressure ?

Where is the crack ?

What is the patient's occlusion like ?

What is the patient's risk tolerance ?

Is the tooth painful  
to pressure ?

YES

releasing

coronal  
crack

biting

apical periodontitis  
root fracture

NO

confirmation by x-ray / deep isolated probing depth / vitality testing



# 4 questions to ask when evaluating cracked teeth

Is the tooth painful to pressure ?

Where is the crack ?

What is the patient's occlusion like ?

What is the patient's risk tolerance ?

Where is the crack ?

Surface craze line  
enamel

oblique

Internal dentin

vertical







GOOD

what does the rest of the tooth look like ?

BAD

partial onlay  
affected cusp

full occlusal  
overlay



# 4 questions to ask when evaluating cracked teeth

Is the tooth painful to pressure ?

Where is the crack ?

What is the patient's occlusion like ?

What is the patient's risk tolerance ?

what is the patient's occlusion like ?

destructive

singular

overall

normal

is the tooth in question the patient's first point of contact in centric relation ?

bruxism  
cyclic fatigue

bad cavity design / mismatch

# 4 questions to ask when evaluating cracked teeth

Is the tooth painful to pressure ?

Where is the crack ?

What is the patient's occlusion like ?

What is the patient's risk tolerance ?



What is the patient's risk tolerance ?

we sometimes want more and/or better for our patients than they do!